

# NPS

OUTDOOR LIVING

*Outdoor Living Collection*





# TABLE OF CONTENTS

## FIRE PITS & FIREPLACES

FIRE PIT KITS.....	3
Serafina Fire Pit.....	4
Belvedere Fire Pit.....	5
Fire Pit with Verona Wall.....	6
Encore Fire Pit.....	7
Ovation Fire Pit.....	7
SG Grande Fire Pit.....	8
SG Linear Fire Pit.....	8
Triumph Fire Pit.....	8
<b>NEW!</b> Harmony Fire Pit .....	9
LUME Surround.....	10
Sanctuary Series.....	11
LUME Smoke-less Inserts.....	12
Cowboy Cauldron.....	12
FireGear Accessories.....	13
Mini Fireplace with Verona Wall.....	14
Jr Fireplace with Verona Wall .....	14
Fireplace with Verona Wall.....	14
Kalea Bay Fireplace.....	15

## OUTDOOR DINING

Wood Fired Oven with Verona Wall.....	16
<b>NEW!</b> WPPO Pizza Ovens.....	17
Grill Island Deluxe with Verona Wall.....	18
L Shaped Kitchen with Verona Wall.....	18
Nantucket Kitchen Island.....	19
Segmental Kitchen Systems.....	20
<b>NEW!</b> WeatherStrong® Outdoor Cabinetry.....	21
American Made Grills.....	22
Summerset Grills.....	24
SunFire Grills.....	24
Stainless Accessories.....	24
Dimplex® Heaters.....	26
Essenze di Luce.....	27
Pergolas.....	27



NPS Fire Pits come in a range of styles and are designed to suit various applications. To help you choose the right fire pit for your needs, refer to the chart below. For more details, visit each product page.

	WOOD STANDARD 1	WOOD STANDARD 2	SMOKE-LESS 1	SMOKE-LESS 2	SMOKE-LESS 3	SMOKE-LESS 4	DELUXE MATCH THROW	DELUXE SPARK TPSI	DELUXE REMOTE TFS	DELUXE BRASS MATCH THROW	DELUXE BRASS AWS
<b>SERAFINA FIRE PIT   1 full pallet of Serafina Wall included</b>											
Included Burner	 NES Round	 NES Round	 LUME Black Steel	 LUME Black Steel	 LUME Stainless Steel	 LUME Stainless Steel	 MT Gas	 TPSI Gas	 TFS Gas w/ Remote	 Deluxe Brass MT	 Deluxe Brass AWS
Lava Rocks (Minimum Qty)	No	No	No	No	No	No	Yes	Yes	Yes	Yes	Yes
Rockface Coping	No	Yes	No	Yes	No	Yes	Yes	Yes	Yes	Yes	Yes
<b>BELVEDERE FIRE PIT   ½ pallet of Belvedere Wall included</b>											
Included Burner	 NES Round		 LUME Black Steel	 LUME Stainless Steel			 MT Gas	 TPSI Gas	 TFS Gas w/ Remote		
Lava Rocks (Minimum Qty)	No		No	No			Yes	Yes	Yes		
Belvedere Coping	Yes		Yes	Yes			Yes	Yes	Yes		
<b>FIRE PIT WITH VERONA WALL   ½ pallet of Verona Wall included</b>											
Included Burner	 Black Metal	 Black Metal	 LUME Black Steel	 LUME Black Steel	 LUME Stainless Steel	 LUME Stainless Steel	 MT Gas	 TPSI Gas	 TFS Gas w/ Remote		
Lava Rocks (Minimum Qty)	No	No	No	No	No	No	Yes	Yes	Yes		
Rockface Coping	No	Yes	No	Yes	No	Yes	Yes	Yes	Yes		
<b>ENCORE FIRE PIT   4 Panels &amp; 4 Connectors included</b>											
Included Burner			 LUME Black Steel	 LUME Stainless Steel			 MT Gas	 TPSI Gas	 TFS Gas w/ Remote		
Lava Rocks (Minimum Qty)			No	No			Yes	Yes	Yes		
Stone Face Top			Yes	Yes			Yes	Yes	Yes		
<b>OVATION FIRE PIT   2 Panels &amp; 2 Connectors included</b>											
Included Burner			 LUME Black Steel	 LUME Stainless Steel			 MT Gas	 TPSI Gas	 TFS Gas w/ Remote		
Lava Rocks (Minimum Qty)			No	No			Yes	Yes	Yes		
Stone Face Top			Yes	Yes			Yes	Yes	Yes		





Granite City Blend

# Serafina Fire Pit

There is something magical about sitting around the fire pit. The Serafina Fire Pit provides a charming focal point for entertaining with family and friends.

## Without Coping:

48" Diameter x 16" H • 1,350 lbs

## With Coping:

51½" Diameter x 19" H • 1,714 lbs

INSTALLATION GUIDE



Burner Options:



29R NES Stainless Steel Round



24" LUME Smoke-less Black Steel  
\*Lid Included



24" LUME Smoke-less Stainless Steel  
\*Lid Included



29" Round Drop-In MT Gas



29" Round Drop-In TPSI Gas



29" Round Drop-In TFS Gas with Remote  
\*Must Order Gas Specific




29" Round Drop-In Deluxe Brass Match Throw



29" Round Drop-In Deluxe Brass AWS

- Coping is included for Gas kits, and can be added to Wood and Smoke-less Wood
- Vent kit included with all ignition systems
- Control panel included
- Gas options include NG to LP Piece (does not include TFS)
- Lava Rock supplied is minimum quantity needed. Must add additional or glass for finish (gas options)
- Control panel and vent must be cut in on site



Also available in:  
Adobe Blend  
Bluestone\*  
Crab Orchard Blend  
Fire Island Blend  
Golden Brown Blend  
Oyster Blend

Copings:

Bluestone

Brown

Gironde\*





York Brown

# Belvedere Fire Pit

By Nicolock

What better way to enjoy your outdoor living area than to gather together around this cozy Belvedere Fire Pit with your loved ones. The natural textures and colors of the Belvedere seamlessly fit together with every Nicolock stone.

55" Diameter x 14¼" H • 2,540 lbs

INSTALLATION GUIDE



Bluestone



Mocha



York Brown

Burner Options:



- Coping is included
- Vent kit included with all ignition systems
- Control panel included
- Gas options include NG to LP Piece (does not include TFS)
- Lava Rock supplied is minimum quantity needed. Must add additional or glass for finish (gas options)
- Control panel and vent must be cut in on site
- Brass options available





Westchester Blend

## Fire Pit with Verona Wall

Complement your patio with the sleek look of the Fire Pit with Verona Wall. Add warmth to your backyard in any season! An easy fire pit to install, the Fire Pit with Verona Wall will fit in with any backyard or patio design.

**Without Coping:**  
43½" x 43½" x 16" H • 1,312 lbs

**With Coping:**  
48" x 48" x 18" H • 1,600 lbs

INSTALLATION GUIDE



Burner Options:



Black Square Metal Insert



24" LUME Smoke-less Black Steel  
\*Lid Included



24" LUME Smoke-less Stainless Steel  
\*Lid Included



25" Square Drop-In MT Gas



25" Square Drop-In TPSI Gas



25" Square Drop-In TFS Gas with Remote  
\*Must Order Gas Specific

- Coping is included for Gas kits, and can be added to Wood and Smoke-less Wood
- Vent kit included with all ignition systems
- Control panel included
- Gas options include NG to LP Piece (does not include TFS)
- Lava Rock supplied is minimum quantity needed. Must add additional or glass for finish (gas options)
- Control panel and vent must be cut in on site
- Brass options available



Chesapeake Blend\*



Granite City Blend



Graphite Pearl Blend\*



Oceanic Blue\*



Silver Mist\*



South Bay Blend



Travertina\*



Westchester Blend

**Also available in:**  
Adobe Blend  
Bluestone\*  
Charcoal  
Crab Orchard Blend  
Golden Brown Blend  
Oyster Blend


Copings:



Bluestone



Brown



Gironde\*





## Encore Fire Pit

Stacked Stone | Biscotti Tan

Celebrate every season year after year with the Encore Fire Pit! Anywhere you install it, the Encore will quickly become the favorite place for your family and friends to gather. Choosing your package is easy. Start by selecting your burn type (Smoke-less Wood or Gas), then select from our various options.

**Without Top:**  
40" x 40" x 18" H

**With Top:** 44" x 44" x 19½" H • 400 lbs

INSTALLATION GUIDE



Burner Options:



24" LUME Smoke-less  
Black Steel  
\*Lid Included



24" LUME Smoke-less  
Stainless Steel  
\*Lid Included



20" Square Drop-In  
MT Gas



20" Square Drop-In  
TPSI Gas



20" Square Drop-In  
TFS Gas with Remote  
\*Must Order Gas Specific

Textures:



Barn Wood\*



Ledge Stone



Stacked Stone

Top Color Options:



Bluestone



Brown

Colors:



Biscotti Tan



Mountain Slate



NY Bluestone



Weathered Wood

\*Barn Wood texture available in Rustic Brown (color shown in texture swatch) and Weathered Wood colors. Stone textures available in Biscotti Tan, Mountain Slate and NY Bluestone colors.



## Ovation Fire Pit

Ledge Stone | NY Bluestone

Every season is the season for the Ovation. Easily installed, the Ovation can create warmth and ambiance at your home tonight! Choosing your package is easy. Start by selecting your burn type (Smoke-less Wood or Gas), then select from our various options.

**Without Top:**  
40" Diameter x 18"H

**With Top:**  
44" Diameter x 19½" H • 345 lbs

INSTALLATION GUIDE



Burner Options:



24" LUME Smoke-less  
Black Steel  
\*Lid Included



24" LUME Smoke-less  
Stainless Steel  
\*Lid Included



19" Round Drop-In  
MT Gas



19" Round Drop-In  
TPSI Gas



19" Round Drop-In  
TFS Gas with Remote  
\*Must Order Gas Specific

Vertical Panel Technology is the smart alternative to block and stone masonry. Reinforced concrete panels and an easy installation process make constructing outdoor living spaces quick and affordable. This technology enables you to choose the texture, profile and color palette to fit the natural landscape of any backyard or outdoor setting. Reduce material waste and environmental impact, while delivering the highest quality vertical masonry structures.

- Coping is included
- Vent kit included with all ignition systems
- Control panel included
- Gas options include NG to LP Piece (does not include TFS)
- Lava Rock supplied is minimum quantity needed. Must add additional or glass for finish (gas options)
- Control panel and vent must be cut in on site
- Brass options available





South Bay Blend

## SG Grande Fire Pit

62¼" L x 40" W x 24" H • 3,500 lbs

### FEATURES:

- 30 SF Stonegate® Wall
- 44" x 66" Granite Top
- 1 NPS 14" x 20" Access Door w/ Vents
- 1 Paver Vent 6LNTS
- 1 TPSI-LPK #35
- 1 Paver CP-TPSI
- 1 LOF-3612HTPSI-N (12" x 36" linear burner)
- Lava Rocks

Granite Top:



Caledonia



Chesapeake Blend\*



Granite City Blend



Graphite Pearl Blend\*



Oceanic Blue\*



Silver Mist\*



South Bay Blend



Travertina\*



Westchester Blend

Also available in:  
Adobe Blend  
Bluestone\*  
Charcoal  
Crab Orchard Blend  
Golden Brown Blend  
Oyster Blend

INSTALLATION GUIDE  
SG GRANDE



INSTALLATION GUIDE  
SG LINEAR



Pennsylvania Blue


## SG Linear Fire Pit

52¼" L x 30" W x 18" H • 3,200 lbs

### FEATURES:

- 30 SF Stonegate® Wall
- 34" x 56" Granite Top
- 1 Paver Vent 6LNTS
- 1 TPSI-LPK #35
- 1 Paver CP-TMSI/TPSI
- 1 LOF-30HTPSI-N (10" x 30" linear burner)
- Lava Rocks

Granite Top:



Caledonia



VERTICAL PANEL  
TECHNOLOGY

Brickface | Biscotti Tan

## Triumph Fire Pit

62½" L x 40" W x 24" H • 750 lbs

### FEATURES:

- 4 GFRC Wall Panels
- 4 GFRC Corner Pieces
- 44" x 66" Granite Top
- 1 NPS 14" x 20" Access Door w/ Vents
- 1 Paver Vent 4LNTS
- 1 TPSI-LPK #35
- 1 FG-32LPHRK Propane Regulator & Hose
- 1 LOF-3612HTPSI-N (12" x 36" linear burner)
- Lava Rocks

Granite Top:



Caledonia

INSTALLATION GUIDE



Texture Options:



Brickface



Stacked Stone

Color Options:



Biscotti Tan



Harbor Gray\*



NY Bluestone\*

\*Harbor Gray not available in Stacked Stone. NY Bluestone not available in Brickface.



NEW!



Slate

Top: Raven | Bottom: Raven/Slate

# Harmony Fire Pit

Rekindle your outdoor living space with the Harmony, a fire pit that offers a simple, timeless appeal for every type of gathering. The style, structure and design can be customized to uniquely meet your outdoor living needs, style and design preferences.

42½" x 42½" x 18" H • 300 lbs

## FEATURES:

- Comes fully assembled
- Compatible with 11 burner styles listed below
- Compatible with any manufacturers burner suspension mount with minimum 29½" cut out
- Stocked 2-tone color options are a Premium value
- Other 2-tone color combinations available at a Deluxe value

Burner Options:



Arctic



Chocolate



Raven




Slate

Stocked 2-Tone Colors:



Slate/Arctic



Raven/Slate





*Slate*

## LUME Surround



In a class of its own, the LUME Surround encases a smoke-less, woodburning fire pit insert within a large, rounded GFRC bowl, creating a rustic yet modern aesthetic reminiscent of the Olympic flame itself. For purists who prefer the crackle and smell of logs burning, but appreciate a uniquely sleek look, this gasless fire pit is available in four fabulous colors. As its name suggests, everyone will surround this focal point in your outdoor space. Strike a match. Let the games begin.

42" x 18" H • 250 lbs

Included Burner:



LUME MS1



Arctic



Chocolate



Raven



Slate





Raven

# Sanctuary Series

FIREGEAR



**SANCTUARY 76** | 76" L x 38" W x 16" H • 440 lbs

## FEATURES:

- Ignition Systems: MT or TPSI
- Choose between Natural Gas (NG) and Propane (LP)
- 125,000 BTUs



**SANCTUARY 1** | 56" L x 38" W x 16" H • 375 lbs

## FEATURES:

- Ignition Systems: MT, TPSI or AWS
- Choose between Natural Gas (NG) and Propane (LP)
- 75,000 BTUs AWS and TPSI | 100,000 BTUs MT

Burner Options:



H-Burner Match  
Throw Gas



H-Burner TPSI Gas



H-Burner AWS Gas  
\*Must Order Gas Specific



Pro-Series H-Burner  
Match Throw Gas  
\*Must Order Gas Specific



Pro-Series H-Burner  
TPSI Gas  
\*Must Order Gas Specific



Pro-Series H-Burner  
AWS Gas  
\*Must Order Gas Specific



Arctic



Chocolate



Raven



Slate



Slate



**SANCTUARY 2** | 39" Diameter x 18" H • 327 lbs

## FEATURES:

- Ignition Systems: MT, TPSI or AWS
- Choose between Natural Gas (NG) and Propane (LP)
- 75,000 BTUs



**SANCTUARY 3** | 29" Diameter x 14" H • 200 lbs

## FEATURES:

- Ignition Systems: MT, TPSI or AWS
- Choose between Natural Gas (NG) and Propane (LP)
- 75,000 BTUs

Burner Options:



Round MT Gas



Round TPSI Gas



Round AWS Gas  
\*Must Order Gas Specific



Pro Series Round MT Gas  
\*Must Order Gas Specific



Pro Series Round TPSI Gas  
\*Must Order Gas Specific



Pro Series Round AWS Gas  
\*Must Order Gas Specific



Arctic



Chocolate



Raven



Slate





LUME-MS2

# LUME Smoke-less



Transform your ordinary paver fire pit into an extraordinary smoke-less sanctuary with the LUME, a metal smoke-less fire pit insert. Enjoy the mesmerizing dance of flames without the annoyance of smoke, and create unforgettable moments in your backyard oasis. Upgrade your outdoor experience with ease, style, and the ultimate comfort of a smoke-less ambiance.

## Drop-In Burner Options:



24" & 30" Diameters  
24: LUME-24R-BK  
30: LUME-30R-BK  
\*Lid Included



24" & 30" Diameters  
24: LUME-24R-ss  
30: LUME-30R-SS  
\*Lid Included



24" x 24"  
LUME-24SQ-BK  
\*Lid Included



24" x 24"  
LUME-24SQ-SS  
\*Lid Included



Next Evolution Smoke-less  
29", 34" & 36" Diameters  
29: NES-29R  
34: NES-34R  
36: NES-36R  
\*Available Lids  
LID-LUME-29R  
LID-LUME-34R  
LID-LUME-36R

## Freestanding Burner Options:



21" & 26" Diameters  
21: LUME-MS1  
26: LUME-MS2



21" & 26" Diameters  
21: LUME-MS1SR  
26: LUME-MS2SR

\*Available Lids  
MS1 & MS2SR - LID-LUME-MS-A  
MS1SR - LID-LUME-MS-B  
MS2 - LID-LUME-MS-C

PRODUCT	FITS CUTOUT:	PRODUCT	FITS CUTOUT:
LUME-24R	27"-33"	NES-36R	36½"-39"
LUME-30R	32"-40"	LUME-MS1	23½"-25¼"
LUME-24SQ	27"-33"	LUME-MS2	28½"-30¼"
NES-29R	29½"-32"	LUME-MS1SR	23½"-27½"
NES-34R	34½"-37"	LUME-MS2SR	28½"-32½"



The Dude

# Cowboy Cauldron



Introducing the Cowboy Cauldron – the ultimate fire pit and grill! Made from tough, solid steel, this handcrafted cauldron combines a fire pit, grill, and cooking vessel in one. Built to last a lifetime, it's perfect for camping, tailgating, or your backyard. Get ready for unforgettable moments with family and friends – just don't forget extra chairs!

## The Dude®

This smaller cauldron is huge on adventure. It is lightweight, convenient, mobile, and affordable with segmented legs for easier transport. Its 24", 35 lb. basin brings the heat and draws the crowds wherever it goes – camping, tailgate parties, ski hills, the beach, or on your patio. Scaled to fit almost any lifestyle. You'll wonder how you ever lived without it.



24" Diameter | 35 Lb Basin

### FEATURES:

- Solid Steel Construction
- Segmented, 2-Piece Legs
- Use as Fire Pit, Grill, or Cooking Vessel

### INCLUDES:

- Cauldron Basin
- Tripod Frame
- Suspension Chain
- Charcoal Grate
- Cooking Grill
- Rain Cover

## The Urban Cowboy

The most versatile cauldron. Its 30" basin provides your crew with plenty of warmth to extend your outdoor life by weeks in the fall and spring. More than a cozy heat source, this cauldron really shines as a grill and cook pot—adding a western flair, a haunting vibe, or a touch of sophistication to any gathering at home or on the road. Though slightly larger, one person can still easily transport it, so you don't have to leave home without it.



30" Diameter | 75 Lb Basin

### FEATURES:

- Solid Steel Construction
- Perfectly Proportioned
- Multipurpose Fire Pit, Grill, Cooking Vessel

### INCLUDES:

- Cauldron Basin
- Tripod Frame
- Suspension Chain
- Charcoal Grate
- Cooking Grill
- Rain Cover

Also Available in: The Wrangler & The Boss



# Media & Jewelry



MEDIA



GAS PIPES



WARRANTY



FIREGEAR

### Reflective Glass Options:



### Broken Glass Options:



REFLECTIVE	Mirror finish broken reflective. Approx. ½" to ¾" in size	10lb jug
BROKEN	Large broken. Approx. ½" to ¾" in size	10lb jug

Lava Rock



Mined from the earth, these dark rocks contrast beautifully against a bright flame. Each rock is approximately 1" to 2" in diameter.  
10lb bag / 40lb bag

Lava Stone




Made from tumbled lava rock, these stones lend a casual elegance. Each stone is approximately 1" to 2" in diameter.  
50lb bag

### Concrete Twig Sets



### Steel Twig Sets



### Concrete Log Sets

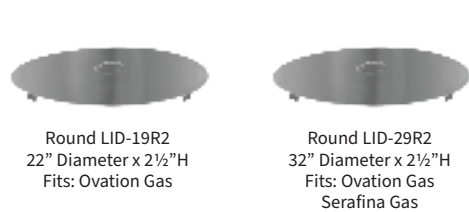


### Ironwood Log Sets




# Accessories

### Round Lids




### Square Lids



### Linear Lid



### Spark Screens



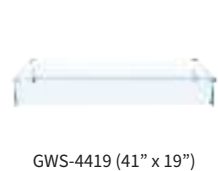
### Round Windshield



### Square Windshield



### Linear Windshield







Granite City Blend



Granite City Blend



Oyster Blend

## Mini Fireplace with Verona Wall

A smaller version of the Fireplace with Verona Wall but just as awesome! Enjoy the warmth all year round. Extend your outdoor living season with a toasty fire anytime!

48" L x 40" W x 82½" H • 5,860 lbs

### INCLUDES:

- 2 Pallets of Verona Wall
- 4" Rockface step tread
- 4" Rockface accent piece
- Top piece with 8" cut out for smoke
- Lintel with keystone

INSTALLATION GUIDE



\*7 Sq Ft of Firebrick recommended in opening (31½" W x 19¾" H x 16" D)

\*\*Does not come with flue pipe (must be supplied by others if need)

## Jr Fireplace with Verona Wall

A compact version of the Fireplace with Verona Wall with all of the fire power! Enjoy all year long!

47" L x 40" W x 70" H • 6,003 lbs

Step: 48" L x 16½" W x 6" H

### INCLUDES:

- 2 Pallets of Verona Wall
- Wet Cast 52" x 44"
- Wet Cast 36" x 36"
- Wet Cast 32" x 32"
- Insert, Flue Pipe & Vent Cap
- Rockface Step

INSTALLATION GUIDE



## Fireplace with Verona Wall

Gather 'round the fire day or night! Complement your patio with the sleek look of the Fireplace with Verona Wall. Add warmth to your backyard in any season! Contains everything you need to construct this stunning fireplace.

91" L x 56" W x 97" H • 16,828 lbs

### INCLUDES:

- 6 Pallets of Verona Wall
- Cast Concrete Fireplace opening surround
- Wood burning fireplace inset with single piece, brushed stainless face, stainless mesh screens with hidden pockets
- Round top cap with mesh screen
- Realistic textured brick liner in natural white, EZ access damper & gas log ready feature
- 4 concrete lintels
- Double wall flue pipe
- Pre-cast concrete medallion

INSTALLATION GUIDE



Chesapeake Blend\*



Granite City Blend



Graphite Pearl Blend\*



Oceanic Blue\*



Silver Mist\*



South Bay Blend



Travertina\*



Westchester Blend

Also available in:  
Adobe Blend  
Bluestone\*  
Charcoal  
Crab Orchard Blend  
Golden Brown Blend  
Oyster Blend

### Accents:



Bluestone




Brown



Gironde\*

### Optional Wood Box Available



INSTALLATION GUIDE







VERTICAL PANEL  
TECHNOLOGY

NY Bluestone

# Kalea Bay Fireplace

Perfect for entertaining or when you desire a place to retreat, relax and reconnect. Available in single-sided and see-through configurations.

**Without Top:**  
87" L x 19½" W x 42" H

**With Top:**  
91½" L x 24½" W x 43½" H • 750 lbs

Fireplace inserts also available for custom builds in the following sizes:

SINGLE SIDED/DOUBLE SIDED

36" W  
48" W  
60" W  
72" W



available with or without LED

INSTALLATION GUIDE



**SINGLE SIDED KALEA BAY INCLUDES:**

- 1- 42" H x 84" W with cut out
- 1- 42" H x 84" W panel (no cut out)
- 2- 42" H x 17" W side panel
- 4- 42" H structural corner units, smooth
- 1- Cast Stone top (24½" x 91½")
- 1- 48" Kalea Bay Fireplace insert with black crushed glass Non LED

**DOUBLED SIDED KALEA BAY INCLUDES:**

- 2- 42" H x 84" W with cut-out
- 2- 42" H x 17" W side panel
- 4- 42" H structural corner units, smooth
- 1- Cast Stone top (24½" x 91½")
- 1- 48" Kalea Bay Fireplace insert with black crushed glass Non LED

- Must order burner see thru conversion kits separately
- Remote available, must order part #RCAF-3TX separately
- Available in LED option
- Please order gas specific LP/NG

Texture:



Ledge Stone

Colors:



Biscotti Tan



Mountain Slate



NY Bluestone

Top Color Options:



Bluestone



Brown





South Bay Blend

# Wood Fired Oven with Verona Wall

Dazzle everyone with an outdoor pizza oven! Cook up delicious pizza and a whole lot more! Leave the kitchen and cook outdoors!

**Inside Oven:** 29½" x 32½"  
**Outside Oven:** 33½" x 38¼"  
**Top:** 49" x 49"  
**Base:** 44" x 44"  
**Without Top:** 99" H  
**With Top:** 103" H  
 7,500 lbs

INSTALLATION GUIDE



## INCLUDES:

- 2 Pallets of Verona Wall
- 1- 30" Combo (2 drawer/1 door) enclosure cutout dimensions: 30¼" W x 19¼" H x 20 ¾" D
- 3 - 4" Wetcast Tops
- Pizza Peel
- Cleaning Brush
- All-Weather Cover
- Cast Stone Top
- Imperial Wood Fired Oven
- Concrete Lintel

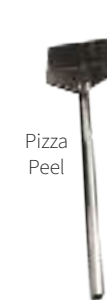


## Imperial Pizza Oven

### FEATURES:

- 304 stainless steel
- Black top
- Refractory brick floor
- Removable door with wood handles
- Thermostat
- Opening: 17½"
- Fits a 16" Pizza

## Accessories Included:



Pizza Peel



Cleaning Brush



All-Weather Cover



Chesapeake Blend\*



Granite City Blend



Graphite Pearl Blend\*



Oceanic Blue\*



Silver Mist\*



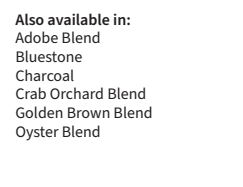
South Bay Blend



Travertina\*



Westchester Blend



Also available in:  
 Adobe Blend  
 Bluestone  
 Charcoal  
 Crab Orchard Blend  
 Golden Brown Blend  
 Oyster Blend

## Accents:



Bluestone




Brown



Gironde\*

## Optional Wood Box Available



INSTALLATION GUIDE





# NEW! Pizza Ovens

Build your own kit with our Verona Wall base, or purchase one of the ovens a la carte



## WPPPO Infinity Hybrid Oven Oven Only Option



Available in: 50" & 66"  
Colors: Beige, Black, Blue, Gray, Green, Red, Yellow

### FEATURES:

- Cook with gas, wood, or both
- Cook three pizzas at once
- Even heat distribution
- Can withstand temperatures up to 1300°C
- 304 stainless steel construction
- Includes WPPPO Hybrid 66 Oven and Burner Protection Cap



## WPPPO Karma Series Oven Only Option



Available in: 25" 32" 42" & 55"  
Colors: Black, Red & Stainless Steel

### FEATURES:

- Wood fired
- Outer dimensions: 23" L x 47.25" W x 72.5" H
- Thermal guard insulation
- R3 Interior- radiates, reflects, and retains heat to save you fuel and make cooking easier
- Comes with a stainless steel fire separator
- Interior Materials: 201 Stainless steel, 1 1/4 high heat fire brick
- Extra thick powder coat exterior
- Black Powder Coated Stand Included



## Summerset Hybrid Pizza Oven Oven Only Option



### FEATURES:

- 304 stainless steel
- Fuel gas/wood
- Gas burner 38,000 BTUs when cooking with gas only
- Wood burner gas starter rated at 38,000 BTUs
- 39 Sq. In. of cooking surface
- Stainless steel wood rack & ash catch
- Temperature up to 1022°F / 550°C
- Cooking stone made from Cordierite
- Digital thermometer measures oven ambient temperature
- Material interior: 443 stainless steel
- Outside oven: 32 1/4" x 41 1/4"
- Opening: 21" x 10"



## StonehengeUS Imperial Oven Only Option



### FEATURES:

- 304 stainless steel
- Black top
- Refractory brick floor
- Removable door with wood handles
- Thermostat
- Opening: 17 5/8"
- Fits a 16" Pizza



## WPPPO Traditional Series Oven Only Option



Colors: Black or Red

### FEATURES:

- Wood or gas powered
- Exterior dimensions: 31"l x 29.25"w x 76.25"h
- Door opening: 15.75"w x 7.75"h
- Insulation: WPPPO LLC fire blanket woven fiber
- Interior: 430 stainless steel 1 1/4 fire brick
- Exterior: high quality powder coat finish



## StonehengeUS Duke Oven Only Option



### FEATURES:

- 304 stainless steel
- Black top
- Refractory brick floor
- Removable door with wood handles
- Outside oven: 21" x 30 3/4"
- Inside oven: 18" x 27 1/4"
- Opening: 15"
- Fits a 12" personal pizza





Oceanic Blue

## Grill Island Deluxe with Verona Wall

Cook up a feast on the Grill Island Deluxe with Verona Wall! A granite countertop and pro grill make this the perfect addition to your backyard patio.

### Without Top:

79" L x 32" W x 36" H

### With Top:

82" x L x 36" W x 37¼" H • 6,500 lbs

### INCLUDES:

- 2 Pallets of Verona Wall
- 32" Sizzler Pro Grill • cutout dimensions: 30⅝" W x 8½" H x 20¾" D
- Double-lined roll top hood
- 740 sq in. Stainless steel cooking grates, warming rack, drip pan
- Illuminated control knobs
- 14" x 20" Single Access Door • cutout dimensions: 14¼" W x 19¼" H x n/a D
- Granite counter top included, covers 12 sq. ft of area
- Concrete Lintels

\*Please order gas specific LP/NG

\*\*Countertop is 1¼" in height

\*\*\*Kit also available without Granite Top

INSTALLATION GUIDE



Graphite Pearl Blend

## L Shaped Kitchen with Verona Wall

Nothing beats firing up that steak year-round with your "L" Shaped Kitchen with Verona Wall! These hard-wearing units include a stainless steel grill, stainless steel refrigerator, six-piece granite countertops and lintel. Customize for maximum enjoyment with the many accessories offered!

### Grill Side:

96" L (Inside) / 128" L (Outside) x 32" W x 36" H

### Refrigerator Side:

87" L (Inside) / 119" L (Outside) x 32" W x 40" H

- 12,000 lbs

### INCLUDES:

- 4 Pallets of Verona Wall
- 6 Piece Granite Tops
- 14" x 20" Single Access Door • cutout dimensions: 14¼" W x 19¼" H x n/a D
- 33" Double Access Door • cutout dimensions: 30¼" W x 19⅜" H x n/a D
- 38" Stainless Steel TRL Grill
- 22" Standard Refrigerator • cutout dimensions: 21⅞" W x 33⅜" H x 21⅞" D
- 15" Sink • cutout dimensions: 14⅜" W x n/a H x 14⅜" D
- Refrigerator Trim Kit
- Concrete Lintels

\*Please order gas specific LP/NG

\*\*Countertop is 1¼" in height

\*\*\*Kit also available without Granite Top

INSTALLATION GUIDE



Granite Top:



Chesapeake Blend\*



Granite City Blend



Graphite Pearl Blend\*



Oceanic Blue\*



Silver Mist\*



South Bay Blend



Travertina\*



Westchester Blend

Also available in:  
Adobe Blend  
Bluestone\*  
Charcoal

Crab Orchard Blend  
Golden Brown Blend  
Oyster Blend





# Nantucket Kitchen Island

We are changing the way outdoor kitchens are built. Engineered stone panels make it possible to have the outdoor kitchen of your dreams in one day. This system gives you the flexibility of using our grill and door combinations or you can customize with other accessories. You can choose the design, colors and stone profile of your outdoor kitchen to perfectly fit the rest of your landscape and your home.

## Without Top:

84" L x 35" W x 41" H

## With Top:

86" L x 36½" W x 41" H • 1,000 lbs

INSTALLATION GUIDE



## PACKAGE A INCLUDES:

- 1 Back panel, 1 Front panel, 4 Corners, 2 End panels (sides), Top
- Drop cloth/sheet protector
- 32" Sizzler Pro Grill • cutout dimensions: 30⅞" W x 8½" H x 20¾" D
- 30" Double Access Door • cutout dimensions: 30¼" W x 19¼" H x n/a D
- 1 Strap
- 2 Tubes of adhesive

\*Package A comes with cut outs

## PACKAGE B INCLUDES:

- 2 Horizontal panels, 4 Corners, 2 End panels (sides), Top
- Drop cloth/sheet protector
- 1 Strap
- 2 Tubes of adhesive

\*All cut outs for Package B will have to be done on site and can accommodate a variety of grills and accessories

\*Please order gas specific LP/NG



Ledge Stone | NY Bluestone

Textures:



Barn Wood\*



Ledge Stone



Stacked Stone

Colors:



Biscotti Tan



Mountain Slate



NY Bluestone



Weathered Wood

Top Color Options:



Bluestone



Brown

\*Barn Wood texture available in Rustic Brown (color shown in texture swatch) and Weathered Wood colors. Stone textures available in Biscotti Tan, Mountain Slate and NY Bluestone colors.



# Segmental Kitchen Systems

Create your semi-custom modular outdoor dining area the way you envision it. Use our Segmental Kitchen Systems to create grill islands, kitchens, bar spaces and much more. Possibilities are endless when you choose from a variety of cabinet options and stainless appliances.

\*Fits most major manufacturers of grills & accessories

\*\*Must supply your own exterior finishes and countertops

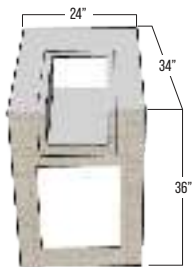


SCAN FOR FULL SIZED  
IMAGES AND PRODUCT  
BREAKDOWNS

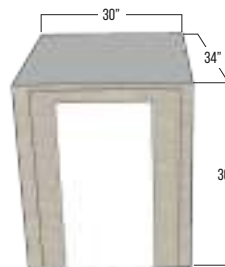


## Build Your Semi-Custom Modular Outdoor Kitchen:


Multi Side Burner Cabinet



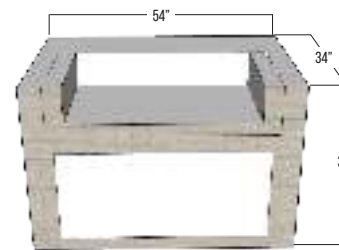
Cold Storage Cabinet



48" Grill Cabinet




54" Grill Cabinet



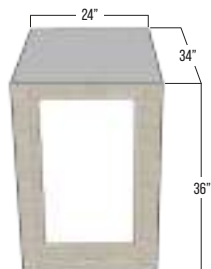
48" Drawer/Door Cabinet



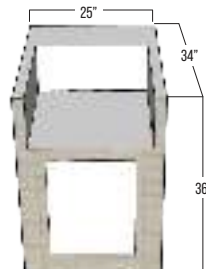
End Panel Cabinet



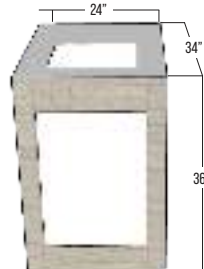
3 Drawer Cabinet



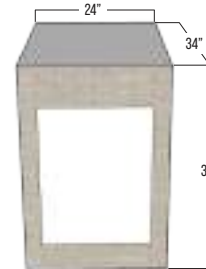
Side Burner Cabinet



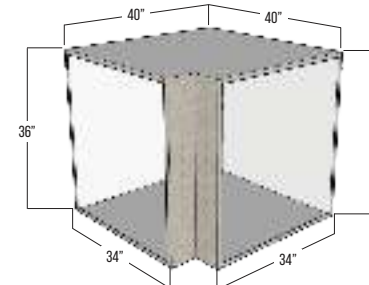
Sink Cabinet



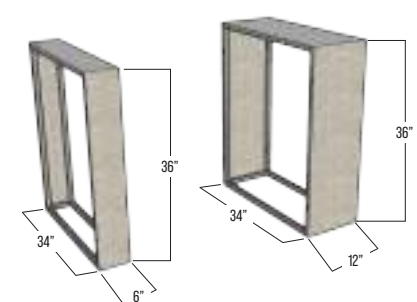
Trash Drawer Cabinet



Universal Corner Cabinet



6" and 12" Filler Cabinets



## Or Choose From our Prearranged Modular Options:

### The Sierra



#### INCLUDES:

- 3 Drawer Cabinet
- Cold Storage Cabinet
- 48" Grill Cabinet
- (2) End Panel Cabinets
- Trash Drawer / LP Cabinet

### The Lexington



#### INCLUDES:

- 3 Drawer Cabinet
- Cold Storage Cabinet
- 48" Grill Cabinet
- (2) End Panel Cabinets
- Trash Drawer / LP Cabinet
- 6" Filler Cabinet
- 12" Filler Cabinet
- Universal Corner Cabinet

### The Ultimate



#### INCLUDES:

- 3 Drawer Cabinet
- Cold Storage Cabinet
- 48" Grill Cabinet
- 48" Door / Drawer Cabinet
- (2) End Panel Cabinets
- Trash Drawer / LP Cabinet
- 6" Filler Cabinet
- 12" Filler Cabinet
- Universal Corner Cabinet



**NEW!**



Sanibel | Shell White

# WeatherStrong® Outdoor Cabinetry



If you want to spend more quality time outdoors, WeatherStrong Outdoor Cabinetry is perfect for you. Made in the USA, these cabinets are built with 3/4" All-Weatherboard® composite material to withstand harsh weather conditions. Cabinet doors and drawer fronts are made from High Density Polyethylene (HDPE). Whether it's pounding rain, hot summers, or cold, snowy winters, WeatherStrong cabinets are tough enough to handle it all.

## FEATURES:

- Lighter Than Traditional Masonry Kitchens
- Marine Grade Construction
- Dozens of Designs Available For Optimal Flexibility
- Installs on Existing Patios with No Masonry Work
- Proudly Made in the USA
- Made from All-Weatherboard Composite Material
- Designed to Accommodate Most Grills
- 25 Year Limited Warranty
- Easy-to-Follow Instructions
- 2 Popular Door Styles
- 4 Best Selling Colors

**\*\*Must Supply Your Own Countertops**

## Door Styles:




Miami (M)



Sanibel (S)

## Colors:



Dark Ash (DA)



Pitch Black (PB)



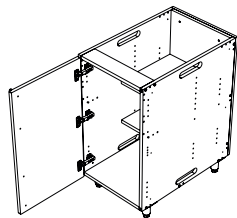
Sapphire Blue (SB)



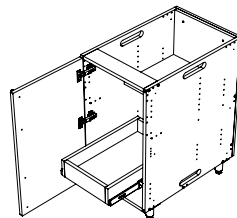
Shell White (SW)

Miami | Sapphire Blue

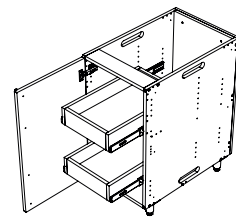
## Build Your Modular Outdoor Kitchen:



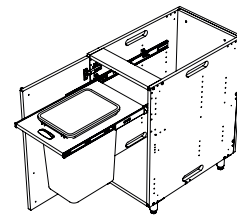
Single Door Base with 2 Shelves  
18" W x 34½" H x 27" D



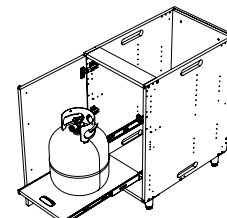
Single Door Base with 1 Shelf & 1 Rollout Tray  
18" W x 34½" H x 27" D



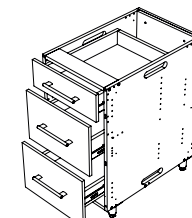
Single Door Base with 2 Rollout Trays  
18" W x 34½" H x 27" D



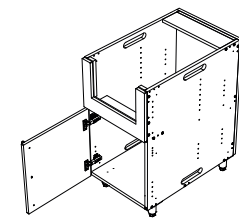
Single Door Base with Trash Pullout  
18" W x 34½" H x 27" D



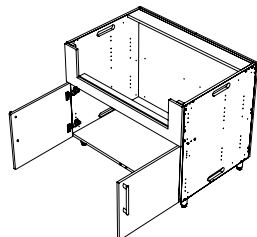
Single Door Base with Propane Tank Pullout  
18" W x 34½" H x 27" D



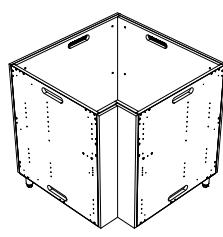
3-Drawer Base  
18" W x 34½" H x 27" D




Side Burner Base  
18" W x 34½" H x 27" D  
\*Cut Outs Are Done on Site



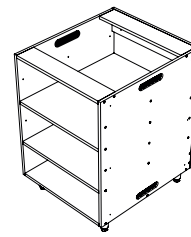
2 Door Grill Base  
30" W | 42" W | 48" W  
x 34½" H x 27" D  
\*Cut Outs Are Done on Site



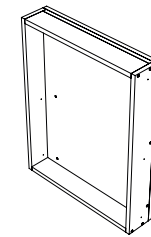
Corner Return Base  
33" W x 34½" H x 33" D



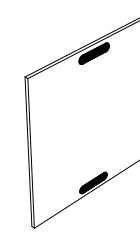
Refrigerator Support End  
6" W x 34½" H x 27" D



Open Shelving Unit  
24" W x 34½" H x 27" D



Refrigerator Backer Box  
15" W | 22" W | 24" W  
x 30" H x 5½" D



Matching Base Ends - 2 Pack  
with Vent Grills  
28½" W x 30" H x ¾" D



Toe Kick/Filler  
48" W or 96" W x 6" H x ¾" D

All bases are available in both door options and all color options. All supporting units are available in all color options.





# FLAVOR HAS A NEW FRONTIER

*Hand Crafted  
in America*

We make the grills to gather around. Hand-crafted with premier materials and boundless ambition, our outdoor products are calibrated for patio heroes, next-generation chefs, and sunsets that never quit.

[AMERICANMADEGRILLS.COM](http://AMERICANMADEGRILLS.COM)



# AMG GRILLS



ENCORE GRILL  
ENC36 | ENC54



MUSCLE GRILL  
MUS36 | MUS54



ESTATE GRILL  
EST30 | EST36 | EST36



ATLAS GRILL  
ATS36



ALTURI GRILL  
ALT30T | ALT36T | ALT42T



# SIDE & POWER BURNERS



ALTURI SEAR SIDE BURNER  
ATLSS



ALTURI DOUBLE SIDE BURNER  
ALTSB2



ATLAS DOUBLE SIDE BURNER  
ATSSB2



ESTATE DOUBLE SIDE BURNER  
ESTSB2



ENCORE DOUBLE SIDE BURNER  
ENCSB2



MUSCLE DOUBLE SIDE BURNER  
MUSSB2



ALTURI POWER BURNER  
ALTPB2



ATLAS POWER BURNER  
ATSPB2



ENCORE POWER BURNER  
ENCPB2



MUSCLE POWER BURNER  
MUSPB2



ESTATE POWER BURNER  
ESTPB2





SIZZLER



26" Sizzler Built-In Grill  
SIZ26



32" Sizzler Built-In Grill  
SIZ32



40" Sizzler Built-In Grill  
SIZ40



Sizzler Double Side Burner  
SIZSB2



Sizzler Cart  
CART-SIZ26 | CART-SIZ32 | CART-40



Sizzler Deluxe Cart  
CART-SIZ32-DC | CART-SIZ40-DC



CUTOUT DIMENSIONS



SIZZLER PRO



32" Sizzler Pro Built-In Grill  
SIZPRO32



40" Sizzler Pro Built-In Grill  
SIZPRO40



Sizzler Pro Double Side Burner  
w/LED Illumination  
SIZPROSB2



Sizzler Pro Power Burner  
SIZPROPB

TRL



32" TRL Built-In Grill  
TRL32



38" TRL Built-In Grill  
TRL38



44" TRLD Built-In Grill  
TRLD44



TRL Power Burner  
w/LED Illumination  
TRLPB2



TRL Double Side Burner  
w/LED Illumination  
TRLSB2



TRL Sear Side Burner  
TRLSS



TRL Cart  
CART-TRL32 | CART-TRL38



TRL Deluxe Cart  
CART-TRL32-DC | CART-TRL38-DC  
CART-TRL44-DC

QUEST



30" Quest Built-In Grill  
QST30



36" Quest Built-In Grill  
QST36



42" Quest Built-In Grill  
QST42

RESORT



30" Built-In Grill  
SBG30



Resort Pedestal  
SBG3-PED



Resort Cart  
CART-ALT30

GRIDDLE



30" Gas Griddle  
GRID30



18" Griddle Plate  
SSGP-18

SUNFIRE



32" SunFire Built-In Grill  
SF432



38" SunFire Built-In Grill  
SF538



Single Side Burner  
SFSB1



Double Side Burner  
w/LED Illumination  
SFPB2



Power Burner  
SFPB



SunFire 32" Freestanding Grill  
CART-SF-432  
AVAILABLE IN DELUXE | CART-SF432-DC



SunFire 38" Freestanding Grill  
CART-SF-538  
AVAILABLE IN DELUXE | CART-SF538-DC



CUTOUT DIMENSIONS



BARS & SINKS



19" Undermount Sink  
SSNK-19U



15" Drop-In Sink  
SSNK-15D



30" Lighted Beverage & Prep Station  
SSBC-30L



32" Outdoor Rated Farmhouse Sink  
SSNK-32FH



17" 1.7C Drop-In Cooler  
SSIC-17



28" 2.7C Drop-In Cooler  
SSIC-28



## REFRIGERATION



15" Outdoor Rated Refrigerator  
with Glass Door  
SSRFR-15G



15" Outdoor Rated Refrigerator  
SSRFR-15S



15" Outdoor Rated Dual Zone  
Wine Cooler  
SSRFR-15WD



15" Outdoor Rated Single Zone  
Wine Cooler  
SSRFR-15W



22" Compact Refrigerator  
SSRFR-22S



22" Deluxe Compact Refrigerator  
SSRFR-22D



24" Outdoor Rated Refrigerator  
SSRFR-24S



24" Outdoor Rated 2-Drawer  
Refrigerator  
SSRFR-24DR2



24" Deluxe Outdoor Rated  
Refrigerator  
SSRFR-24D



24" Outdoor Rated Refrigerator  
with Glass Door  
SSRFR-24G



15" Ice Maker  
SSIM-15



24" Outdoor Rated Dual Zone  
Wine Cooler  
SSRFR-24WD



24" Deluxe Outdoor Rated  
Wine Cooler  
SSRFR-24W



24" Deluxe Outdoor Rated  
Kegerator Single Tower  
SSRFR-24DK1

ALSO AVAILABLE IN DOUBLE TOWER: SSRFR-24DK2

## STORAGE DRAWERS



17" Single Drawer  
SSDR1-17



17" Double Drawer  
SSDR2-17



17" Triple Drawer  
SSDR3-17




20" Vented Liquid Propane Tank or  
Trash Drawer  
SSDR1-20LP



20" Trash Pullout Drawer  
SSTD1-20



20" Trash & Recycling 2-Bin  
Pullout Drawer  
SSTD2-20



17" Paper Towel Holder  
SSTD1-17



26" Utensil Drawer  
SSDR1-26U



36" Warming Drawer  
SSDR2-36



32" Double Horizontal Drawer  
SSDR2-32H

## ACCESS DOORS



33" Vented Double Access Door  
SSDD-33V



26" Double Access Door  
SSDD-26  
Also Available in 30" 33" 36" 39" 45"



16" Vertical Access Door  
SSDV-16  
Also Available in 18" 20"



22" Horizontal Access Door  
SSDH-22  
Also Available in 27"

## DOOR & DRAWER COMBOS



30" 2-Drawer & Access Door Combo  
SSDC2-30  
Also Available in 33" 36" 42"



33" 3-Drawer & Access Door Combo  
SSDC3-33



33" 2-Drawer & Vented LP Tank  
Pullout Drawer Combo  
SSDC2-33LP



17" Vertical 2-Drawer & Paper  
Towel Holder Combo  
SSTDC-17







# Dimplex® Heaters



**DLW Series  
Outdoor/Indoor Radiant Heater, White**  
DLW3200W24



- Effective radiant heat that warms like the sun, heating people and objects with zero glare
- Silent, maintenance-free operation
- IP 55 rated, weather-proof construction allows year-round enjoyment
- Designed for permanent hardwired installations on a dedicated 240V circuit

**DLW Series Outdoor/Indoor Radiant Heater, Black**  
DLW2400B24



- Effective radiant heat that warms like the sun, heating people and objects with zero glare
- Silent, maintenance-free operation
- IP 55 rated, weather-proof construction allows year-round enjoyment
- Designed for permanent hardwired installations on a dedicated 240V circuit

**Outdoor Portable Infrared Propane Heater, 31,500 BTU**  
DGR32PLP



- Powerful, stylish and portable heat for outdoor areas
- Heat on demand - when and where you need it
- Durable stainless steel construction
- Advanced safety features including world-class wind protection up to 9.9 Mph/16 km/hr.

\*Must order both DGR32PLP-HEAD & DGR32PLP-STAND

**Outdoor Wall-mounted  
Natural Gas Infrared Heater, 31,500 BTU**  
DGR32WNG



- Powerful, stylish and space-saving heat for outdoor areas
- Heat on demand - when and where you need it
- Durable stainless steel construction
- Advanced safety features including world-class wind protection up to 9.9 Mph/ 6 Kph

**Indoor/Outdoor Electric Infrared Heater, 240V 2000W**  
DSH20W



- IP65 rating for indoor and outdoor applications
- 1, 2 and 3 hour delay timer
- 8 hour auto shutoff safety mechanism
- 3 second maximum heat up time

**DIRP Outdoor/Indoor Infrared Heater, Plug-in Model, 120V, 1500W**  
DIRP15A10GR



- Nextrema® Schott glass ensures even heat distribution and minimizes light emissions
- Corrosion-resistant anodized aluminum and 304 stainless steel makes this product suitable for all climates
- Three temperature settings - 600W (low), 1050W (med), 1500W (high) for maximum comfort
- Produces full heat in as little as 6 second maximum

**Outdoor/Indoor Electric Infrared Heater**  
DIR15A10GR



- Nextrema® Schott glass ensures even heat distribution and minimizes light emissions
- Non-porous surface and attractive design
- Instant Heat: Ruby halogen bulb provides full power in under 8 seconds
- Waterproof: IP65 rated for outdoor or indoor use
- Corrosion-resistant anodized aluminum casing provides long life and suitable for all climates

**Indoor/Outdoor Electric Infrared Heater, Permanent Location Floor Stand**  
DSHSTAND



- Ability to tilt heater(s) for optimal heat exposure
- Corrosion-resistant anodized aluminum and 304 stainless steel makes this product suitable for all climates
- All hardware included
- Quick and easy installation



# Essenze di Luce



Take your outdoor living space to the next level with stunning, multi-sized natural stone monoliths and LED lighting available with or without a high-fidelity sound diffusion system. From romantic moments to big bashes, Essenze di Luce has you covered with a variety of natural stone lighting and rock speaker options that are maintenance-free and designed to withstand the most adverse weather conditions-- from ice to the desert sun. Perfect for gardens, poolscapes, and outdoor living use.

## Menhir Di Luce

A series of natural stone outdoor lamps and garden lights with LED technology, available in four different styles—Soft, Sidelong, Cross, and Stonehenge. In daylight, they function as design elements but evoke emotional light in the evening.



**FEATURES:**

- Choose from single, double, or triple illuminated sections
- Choose from horizontal or inclined patterns
- Available in 2 standard textures
- Minimalistic and natural design complements any achitectural style
- Ice resistant
- Stainless Steel



SOFT



SIDELONG



CROSS



STONEHENGE

## Menhir Sound

This natural stone outdoor sound system integrating Hi-fi sound diffusion and LED lighting brings both sights and sounds to the yard. Fill your space with soft illumination and your favorite music—all effortlessly emanating from natural stone elements. Unparalleled resistance to splashes, spray, sand, and the most adverse weather conditions.



**FEATURES:**

- Aisi 316L stainless steel audio system
- Easy connect; user-friendly; control music from your device
- Plays/streams the most popular music services
- Choose from 3 standard textures
- Ice resistant
- Wi-fi Audio Controller



SOUND



MINIMAL SOUND  
(SPECIAL ORDER)



SOUND PRO  
(SPECIAL ORDER)

## Stake

Arrange an ambience with outdoor path lighting. Sleek pillars of natural stone offer architectural and design elements by day and transform into striking and luminous scenic features by evening. Perfect for illuminating footpaths, flower beds and outdoor living areas.



**FEATURES:**

- Natural stone floor lamp for outdoors
- Choose single or double vertical LED (only 4mm thick)
- Ice resistant
- Multiple color and texture options
- Fits modern, contemporary, and Mediterranean styles
- Chemical Resistant
- Stainless Steel



Stake



# Pergolas

- Constructed of vinyl
- Easy maintenance
- Lifetime warranty
- Two stocked sizes: 13' x 16' and 15' x 15'

**Custom Sizes Available**



# NPS

OUTDOOR LIVING



**VISIT OUR NEW OUTDOOR LIVING  
DISPLAY & TRAINING CENTER**

**9 AARON WAY | SPARTA, NJ 07871**

**CALL FOR MORE INFORMATION | (908) 482-8483**